

160 METERS — 1.8-2.0 MHz

G	A	E	2.000	
			1.999-2.000	Beacons
			1.995-2.000	Experimental
			1.910	QRP SSB Calling Frequency
			1.855	W1AW Voice
			1.843-2.000	SSB, SSTV and Wideband
			1.840-1.850	SSB DX
			1.838	PSK31
			1.830-1.840	CW DX
			1.8175	W1AW Code
			1.810-1.830	CW
			1.810	QRP CW Calling Frequency
			1.800-1.810	Digital Modes
			1.800	

80/75 METERS — 3.5-4.0 MHz

T	G	A	E	4.000	
				3.990	W1AW Voice
				3.985	QRP SSB Calling Frequency
				3.885	AM Calling Frequency
				3.845	SSTV
				3.800	
				3.700	
				3.600	
				3.5975	W1AW RTTY
				3.590	RTTY DX
				3.585-3.600	Automatically-controlled Data
				3.5815	W1AW Code
				3.580	PSK31
				3.570-3.600	RTTY
				3.560	QRP CW Calling Frequency
				3.555	QRS (Slow-speed) CW Calling Freq.
				3.525	
				3.500-3.510	CW DX Window
				3.500	

60 METERS — 5 MHz, Channelized

G	A	E		
			5.4035	5.405 MHz center frequency
			5.3715	5.373 MHz center frequency
			5.3665	5.368 MHz center frequency
			5.3465	5.348 MHz center frequency
			5.3305	5.332 MHz center frequency

50 watts PEP ERP maximum. Occupied bandwidth limited to 2.8kHz.








40 METERS — 7.0-7.3 MHz

T	G	A	E	7.300	
				7.290	W1AW Voice
				7.290	AM Calling Frequency
				7.285	QRP SSB Calling Frequency
				7.175	
				7.171	SSTV
				7.125	
				7.100-7.105	Automatically-controlled Data
				7.095	W1AW RTTY
				7.080-7.125	RTTY
				7.070	PSK31
				7.0475	W1AW Code
				7.040	QRP CW Calling/RTTY DX
				7.035	PSK31 (ITU Regions 1 & 3)
				7.025	
				7.000-7.010	CW DX Window
				7.000	

30 METERS — 10.1-10.15 MHz

G	A	E	10.150	
			10.142	PSK31
			10.140-10.150	Automatically-controlled Data
			10.130-10.140	RTTY
			10.106	QRP CW Calling Frequency
			10.100	

200 watts PEP maximum.

	CW, RTTY, Data, Phone, Image	T	Technician and Novice
	CW, Phone, Image	G	General
	CW, SSB Phone (200W PEP Max)	A	Advanced
	CW, RTTY, Data	E	Amateur Extra
	CW, RTTY, Data (200W PEP Max.)		
	CW Only (200W PEP Max.)		
	USB Phone Only		

20 METERS — 14.0-14.35 MHz

G	A	E	14.350	
			14.290	W1AW Voice
			14.286	AM Calling Frequency
			14.285	QRP SSB Calling Frequency
			14.230	SSTV
			14.225	
			14.175	
			14.150	
			14.1005-14.112	Automatically-controlled Data
			14.100	Beacons
			14.095-14.0995	Automatically-controlled Data
			14.095	W1AW RTTY
			14.070	PSK31
			14.070-14.095	RTTY
			14.060	QRP CW Calling Frequency
			14.0475	W1AW Code
			14.025	
			14.000	

17 METERS — 18.068-18.168 MHz

G	A	E	18.168	
			18.160	W1AW Voice
			18.110	Beacons
			18.105-18.110	Automatically-controlled Data
			18.1025	W1AW RTTY
			18.100	PSK31
			18.100-18.105	RTTY
			18.0975	W1AW Code
			18.068	

15 METERS — 21.0-21.45 MHz

T	G	A	E	21.450	
				21.390	W1AW Voice
				21.385	QRP SSB Calling Frequency
				21.340	SSTV
				21.275	
				21.225	
				21.200	
				21.150	Beacons
				21.095	W1AW RTTY
				21.090-21.100	Automatically-controlled Data
				21.070	PSK31
				21.070-21.100	RTTY
				21.0675	W1AW Code
				21.060	QRP CW Calling Frequency
				21.025	
				21.000	

12 METERS — 24.89-24.99 MHz

G	A	E	24.990	
			24.930	Beacons
			24.925-24.930	Automatically-controlled Data
			24.920	PSK31
			24.920-24.925	RTTY
			24.890	

10 METERS — 28.0-29.7 MHz

T	G	A	E	29.700	
				29.610-29.700	Repeater Outputs
				29.600	FM Simplex
				29.520-29.590	Repeater Inputs
				29.300-29.510	Satellite Downlinks
				29.000-29.200	AM
				28.680	SSTV
				28.590	W1AW Voice
				28.500	
				28.385	QRP SSB Calling Frequency
				28.300	
				28.200-28.300	Beacons
				28.120	PSK31
				28.120-28.189	Automatically-controlled Data
				28.095	W1AW RTTY
				28.070-28.150	RTTY
				28.0675	W1AW Code
				28.060	QRP CW Calling Frequency
				28.000	